



Glow+

SALICE



Glow + é um sistema de deslizamento para armários de 2, 3 ou mais portas com sobreposição, equipado com um revolucionário amortecedor magnético que permite o movimento desacelerado na abertura e no fechamento, suave e particularmente silencioso.

A solução inovadora garante, de fato, a definitiva eliminação do ruído na abertura e no fechamento, permitindo uma maior facilidade de abertura, eliminando a típica resistência dos sistemas com mola.

Glow + pode ser utilizado com portas de madeira e alumínio, com o peso máximo de 70 kg. No entanto, o sistema pode ser fornecido através de um kit que aumenta a capacidade de carga, com o qual é possível utilizar portas com um peso de até 100 kg.

A instalação do Glow + é bastante simples e intuitiva, feita com parafusos ou automaticamente com o uso de cliques com montagem à pressão.

O sistema também disponibiliza uma cobertura magnética que possibilita uma maior riqueza estética.

Glow + encontra várias aplicações, em particular armários de sala e quartos.





Informações técnicas

COMPOSIÇÃO DO MECANISMO

- Perfis em alumínio: liga 6060T5, anodizados fosco.
- Rodízios de deslizamento: rolamentos para alta velocidade.
- Carrinhos superiores e inferiores em chapa pintada.
- Componentes internos: plástico e zamak.

CARACTERÍSTICAS DAS PORTAS

- Peso máximo por porta 70 kg.
Com kit de potencialização 100 kg (uniformemente distribuído).
- Espessura subdividida em 6 categorias:
 - 1: até 23 mm;
 - 2: até 26 mm;
 - 3: até 30 mm;
 - 4: até 35 mm;
 - 5: até 40 mm;
 - 6: até 50 mm.
- Altura do piso: 17 mm ou 33 mm.
- Material:
 - a) madeira ou derivados;
 - b) quadro em metal e vidro.
- Largura mínima para aplicação dos amortecedores:
 - 2 portas 600 mm;
 - 3 portas 830 mm;
 - 2 e 3 portas com kit de potencialização 1000 mm.
- Regulagem da porta: vertical +5 / -0 mm.

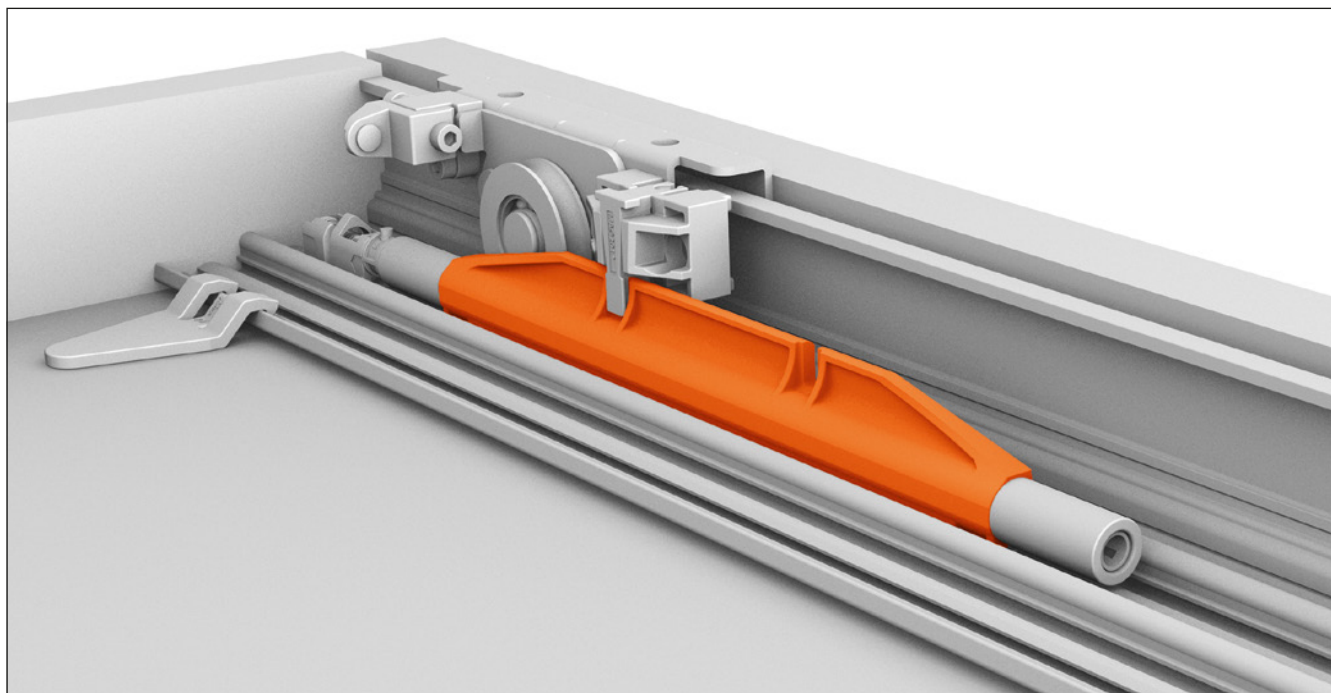
TIPOLOGIA DE ABERTURA

- Glow+ está disponível para uma, duas, três ou mais portas, cada uma amortizada tanto na abertura como no fechamento.




Características principais

Inovador amortecedor com ação magnética fluído e silencioso.




Pino ativador extremamente fácil de montar e reposicionar.

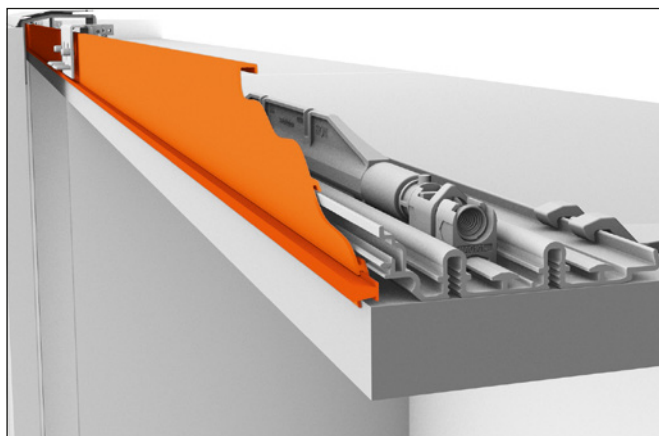
Gancho automático, com rearme, entre o carrinho e o amortecedor.



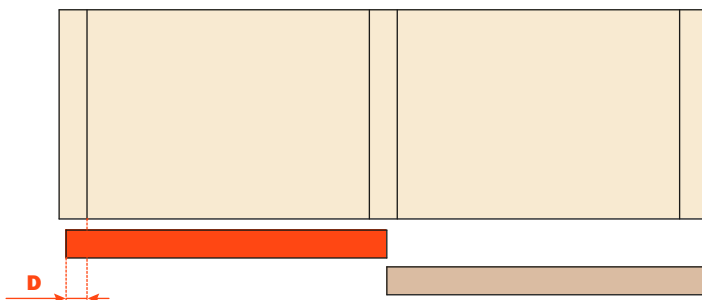
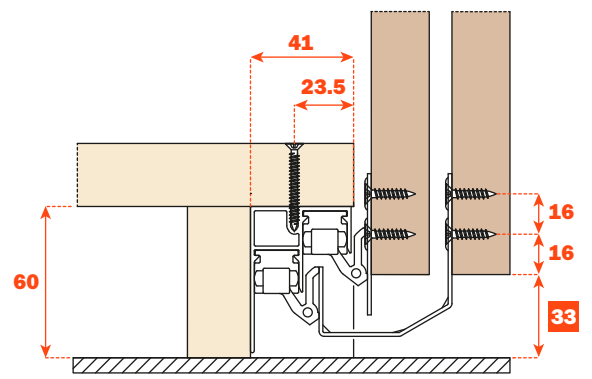
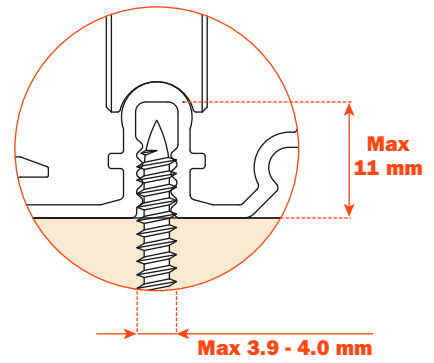
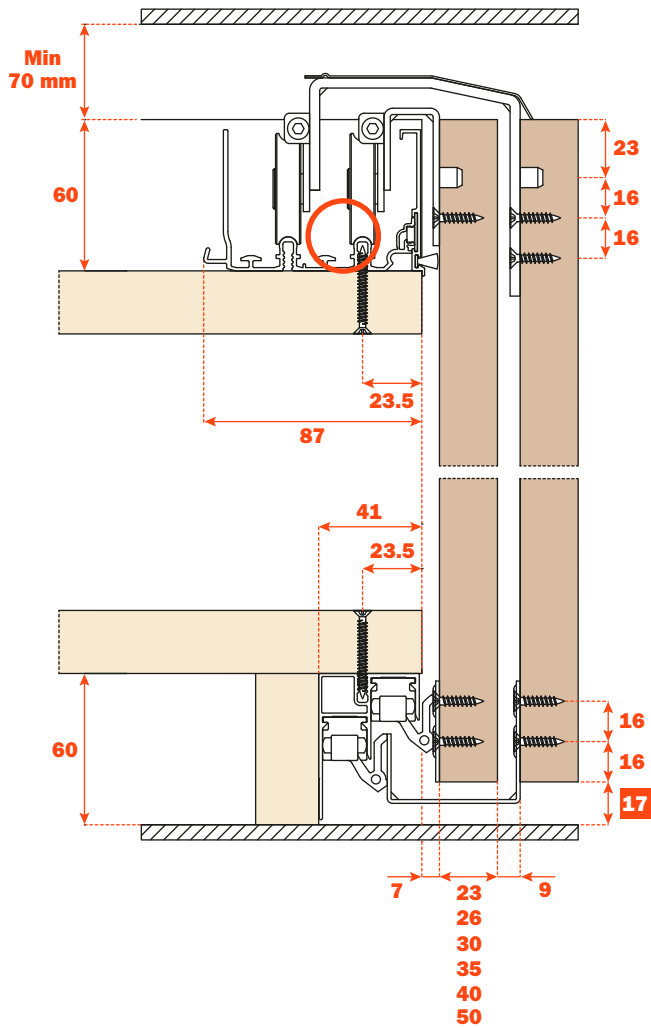
Cobertura frontal do mecanismo com gancho magnético.



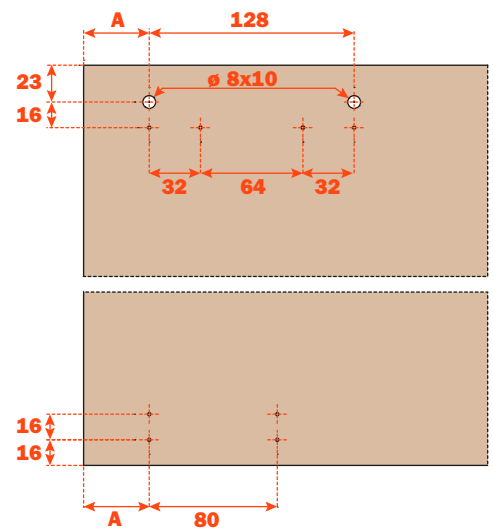
Instalação dos trilhos mediante clip com montagem a pressão.



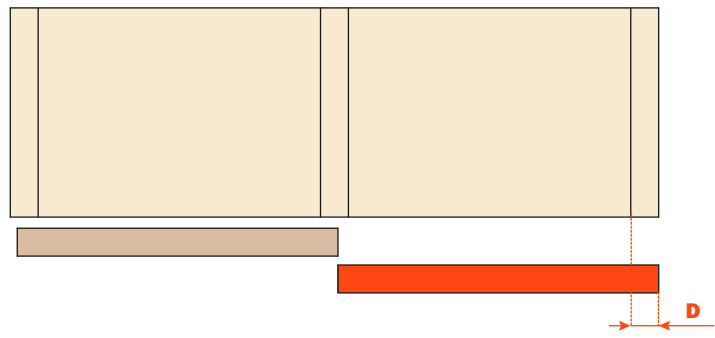
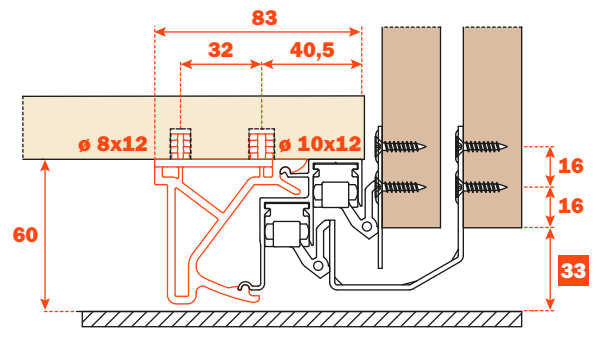
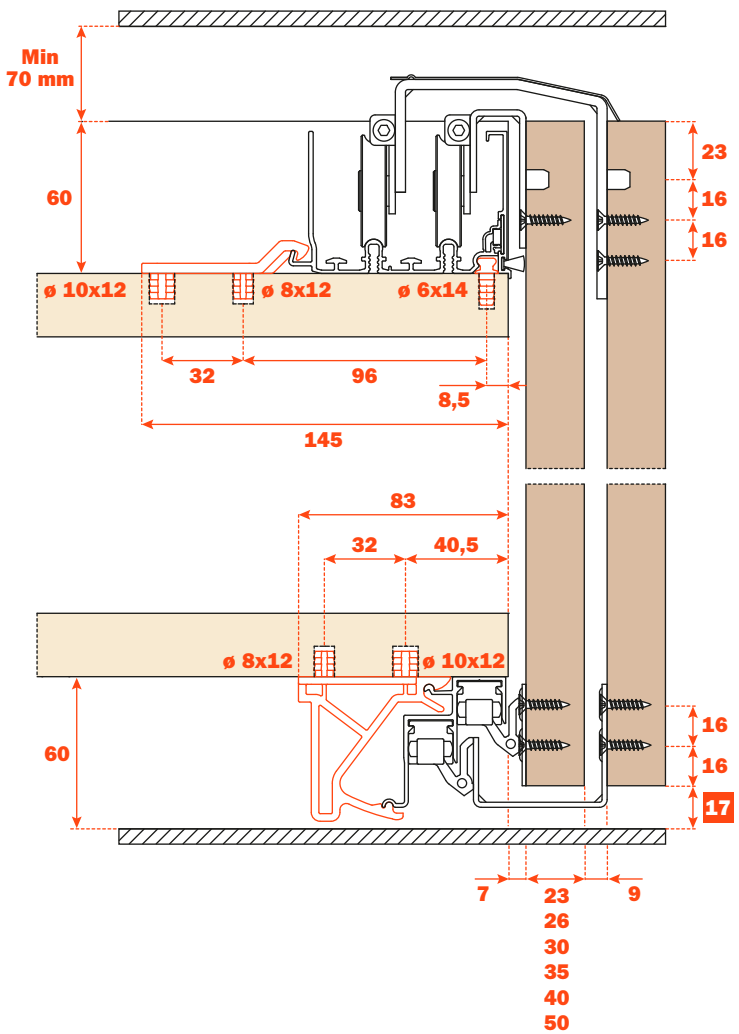
Glow Tipologia de montagem



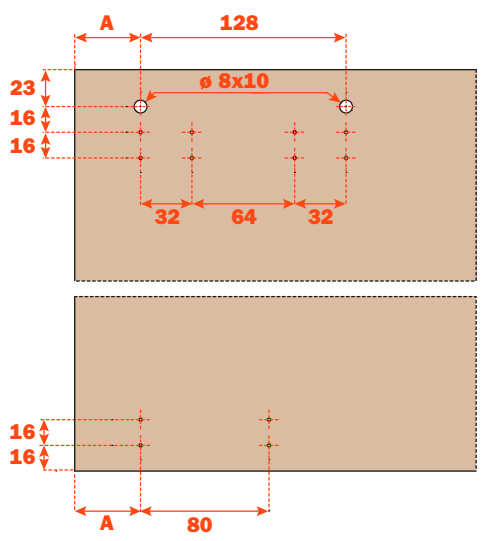
A min = D + 41 mm












Klik





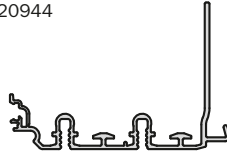


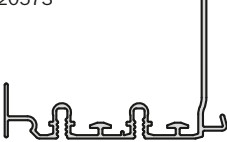



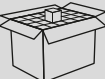



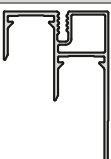

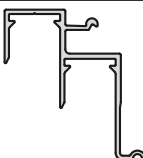
A min = D + 41 mm




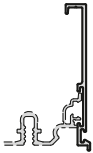
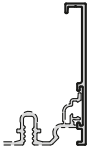


PERFIS


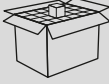







TRILHO SUPERIOR STANDARD	L	CÓDIGO	 pç.	 Kg	 mm	FIXAÇÃO	
	mm						
Predisposto para acabamento frontal	6200	VE41PIA16200AB	8	39,0	105 x 115 x 6300	Klik 	21152 
	3100	VE41PTA13100AB	8	19,6	105 x 115 x 3200	Klik 	
Sem predisposição para acabamento frontal	6200	VE41PIB16200AB	8	39,5	105 x 115 x 6300	Klik 	21151 
	3100	VE41PTB13100AB	8	19,8	105 x 115 x 3200	Klik 	

TRILHO SUPERIOR REFORÇADO	L	CÓDIGO	 pç.	 Kg	 mm	FIXAÇÃO	
	mm						
Predisposto para acabamento frontal	6200	VE41PIA26200AB	8	52,4	200 x 130 x 6300	Klik 	20944 
	3100	VE41PTA23100AB	8	26,2	200 x 130 x 3200	Klik 	
Sem predisposição para acabamento frontal	6200	VE41PIB26200AB	8	52,6	200 x 130 x 6300	Klik 	20573 
	3100	VE41PTB23100AB	8	26,3	200 x 130 x 3200	Klik 	



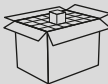












TRILHO INFERIOR	L	CÓDIGO	 pç.	 Kg	 mm	FIXAÇÃO	
	mm						
	6200	VE41PIE16200AB	8	37,0	75 x 190 x 6300		21162 
	3100	VE41PTE13100AB	8	18,5	75 x 190 x 3200		
	6200	VE41BIX06200AB	8	35,8	235 x 75 x 6300	Klik	39428 
	3100	VE41BTX03100AB	8	17,9	235 x 75 x 3200	Klik	



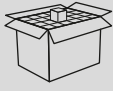
















ACABAMENTO FRONTAL	L	CÓDIGO					
	mm		pç.	Kg	mm		
Com canal para escova	6200	VE41BIA06200AB	8	15,7	125 x 75 x 6300		34032 
	3100	VE41BTA03100AB	8	7,80	125 x 75 x 3200		
Sem canal para escova	6200	VE41BIB06200AB	8	15,02	125 x 75 x 6300		35510 
	3100	VE41BTB03100AB	8	7,50	125 x 75 x 3200		

CARRINHOS DE DESLIZAMENTO PORTA INTERNA



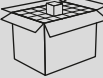








ARTIGO		CÓDIGO					
	mm		pç.	Kg	m ³	mm	
Carrinho superior direito		VE41KMCM1350DX0	30	13,0	0,016	445 x 191 x 190	
Carrinho superior esquerdo		VE41KMCM1350SX0	30	13,0	0,016	445 x 191 x 190	
Carrinho inferior	17	VE41KMGLW310	30	2,9	0,008	295 x 292 x 100	
	33	VE41KMGLW320	30	3,6	0,008	295 x 292 x 100	

CARRINHOS DE DESLIZAMENTO PORTA EXTERNA
















ARTIGO	 mm	 mm	CÓDIGO	 pç.	 Kg	 m ³	 mm	
Carrinho superior direito	≤ 23		VE41KMCM1370DX0	30	30,0	0,038	460 x 460 x 180	
Carrinho superior esquerdo	≤ 23		VE41KMCM1370SX0	30	30,0	0,038	460 x 460 x 180	
Carrinho inferior	≤ 23	17	VE41KMGLW311	30	6,3	0,011	330 x 310 x 110	
	≤ 23	33	VE41KMGLW321	30	6,8	0,011	330 x 310 x 110	
Carrinho superior direito	≤ 26		VE41KMCM1375DX0	30	30,5	0,038	460 x 460 x 180	
Carrinho superior esquerdo	≤ 26		VE41KMCM1375SX0	30	30,5	0,038	460 x 460 x 180	
Carrinho inferior	≤ 26	17	VE41KMGLW316	30	6,5	0,011	330 x 310 x 110	
	≤ 26	33	VE41KMGLW326	30	6,9	0,011	330 x 310 x 110	

ARTIGO	 mm	 mm	CÓDIGO	 pç.	 Kg	 m ³	 mm	
Carrinho superior direito	≤ 30		VE41KMCM1371DX0	30	31,0	0,038	460 x 460 x 180	
Carrinho superior esquerdo	≤ 30		VE41KMCM1371SX0	30	31,0	0,038	460 x 460 x 180	
Carrinho inferior	≤ 30	17	VE41KMGLW312	30	6,7	0,011	330 x 310 x 110	
	≤ 30	33	VE41KMGLW322	30	7,1	0,011	330 x 310 x 110	
Carrinho superior direito	≤ 35		VE41KMCM1372DX0	30	32,0	0,043	530 x 460 x 180	
Carrinho superior esquerdo	≤ 35		VE41KMCM1372SX0	30	32,0	0,043	530 x 460 x 180	
Carrinho inferior	≤ 35	17	VE41KMGLW313	30	7,0	0,022	390 x 310 x 190	
	≤ 35	33	VE41KMGLW323	30	7,4	0,022	390 x 310 x 190	
Carrinho superior direito	≤ 40		VE41KMCM1374DX0	30	33,0	0,043	530 x 460 x 180	
Carrinho superior esquerdo	≤ 40		VE41KMCM1374SX0	30	33,0	0,043	530 x 460 x 180	
Carrinho inferior	≤ 40	17	VE41KMGLW315	30	7,3	0,011	330 x 310 x 110	
	≤ 40	33	VE41KMGLW325	30	7,7	0,011	330 x 310 x 110	

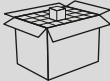













CARRINHOS DE DESLIZAMENTO PORTA EXTERNA

ARTIGO	 mm	 mm	CÓDIGO	 pç.	 Kg	 m ³	 mm	
Carrinho superior direito	≤ 50		VE41KCMCI373DX0	30	34	0,043	530 x 460 x 180	
Carrinho superior esquerdo	≤ 50		VE41KCMCI373SX0	30	34	0,043	530 x 460 x 180	
Carrinho inferior	≤ 50	17	VE41KMGLW314	30	7,7	0,022	390 x 310 x 110	
	≤ 50	33	VE41KMGLW324	30	8,1	0,022	390 x 310 x 110	

AMORTECEDOR E PINO ATIVADOR

ARTIGO	CÓDIGO					
		pç.	Kg	m ³	mm	
Amortecedor magnético 25 kg	VE41KMAMCMA0500	30	5,1	0,015	350 x 180 x 125	
Amortecedor magnético 45 kg	VE41KMAMCMA1000	30	5,1	0,015	350 x 180 x 125	
Amortecedor magnético 70 kg	VE41KMAMCMA2000	30	5,1	0,015	350 x 300 x 150	
Pino ativador para amortecedor magnético 45 kg	VE41KMAMCMA5000	60	5,6	0,023	420 x 240 x 175	
Pino ativador para amortecedor magnético 70 kg	VE41KMAMCMA5100	60	5,6	0,023	420 x 240 x 175	
Tracionador para amortecedor magnético	VE41KMAMCMA3000	30	0,7	0,005	240 x 200 x 100	
Parada final	VE41KMANCMI2000	60	2,4	0,003	140 x 140 x 140	
Ativador para freio final	VE41KMANCMI3000	30	1,6	-	120 x 80 x 40	
Parada inferior	VE41KMGLW220	60	0,7	-	-	
Pino anticolisão	VE41KMGLW510	30	1,5	-	-	
Salva puxador	VE41KMGLW230	30	0,1	-	-	

ACESSÓRIOS

ARTIGO	L	CÓDIGO					
	mm		pç.	Kg	m ³	mm	
Pino Frontal		VE41MPGLW160	180	1,0	0,002	130 x 120 x 120	
Clip superior		VE41MPGLW260	180	2,2	0,011	330 x 310 x 110	
Clip inferior		VE41MPGLW270.0	180	4,5	0,023	480 x 280 x 175	
Aplicador clip inferior		VE41MPGLW271.0	30	1,2	0,005	250 x 200 x 100	
Contra placa		VE41MPGLW330	200	1,2	-	120 x 80 x 40	
Imã 25x6		VE41MPMA250603	200	0,6	-	120 x 80 x 40	
Escova H7 cinza		VE41MPPB4829	325 m	2,0	0,030	350 x 350 x 250	
Kit ganchos anti-descarrilamento (Direito+Esquerdo)		VE41MPGLW280	30	0,7	0,005	234 x 174 x 119	
Capa cobre carrinho porta externa 	600	VE41CMVS00600A	10	4,3	0,003	100 x 50 x 600	
	700	VE41CMVS00700A	10	5,1	0,004	100 x 50 x 700	
	800	VE41CMVS00800A	10	5,8	0,004	100 x 50 x 800	
	900	VE41CMVS00900A	10	6,5	0,005	100 x 50 x 900	
	1000	VE41CMVS01000A	10	7,2	0,005	100 x 50 x 1000	
	1100	VE41CMVS01100A	10	7,9	0,006	100 x 50 x 1100	
	1200	VE41CMVS01200A	10	8,7	0,006	100 x 50 x 1200	
	1300	VE41CMVS01300A	10	9,4	0,007	100 x 50 x 1300	
	1400	VE41CMVS01400A	10	10,1	0,007	100 x 50 x 1400	
	1500	VE41CMVS01500A	10	10,8	0,008	100 x 50 x 1500	
	1600	VE41CMVS01600A	10	11,5	0,008	100 x 50 x 1600	
	1700	VE41CMVS01700A	10	12,3	0,009	100 x 50 x 1700	
	1800	VE41CMVS01800A	10	13,0	0,009	100 x 50 x 1800	
	1900	VE41CMVS01900A	10	13,7	0,010	100 x 50 x 1900	
2000	VE41CMVS02000A	10	14,4	0,010	100 x 50 x 2000		

ESEMPI COMPOSIZIONE CÓDIGO

Exemplo 1

Armário 2 portas com 900 mm, espessura 30 mm, H do piso 17 mm, trilho standard, amortecedor, acabamento frontal com escova, trilhos com comprimento 3100 mm.

1 x VE41PTA13100AB	1 x VE41KMCM1350SX0	2 x VE41KMGLW312	4 x VE41KMGLW220	2 x VE41MPPB4829
1 x VE41PTE13100AB	2 x VE41KMGLW310	2 x VE41KMAMCMA1000	1 x VE41KMGLW230	1 x VE41CMVS00900A
1 x VE41BTA03100AB	1 x VE41KMCM1371DX0	4 x VE41KMAMCMA5000	5 x VE41MPGLW330	
1 x VE41KMCM1350DX0	1 x VE41KMCM1371SX0	2 x VE41KMAMCMA3000	5 x VE41MPMA250603	

Exemplo 2

Armário 3 portas com 1200 mm, espessura 35 mm, H do piso 33 mm, trilho reforçado, amortecedor, acabamento frontal com escova, trilhos com comprimento 6200 mm.

1 x VE41PIA26200AB	2 x VE41KMCM1350SX0	2 x VE41KMGLW323	4 x VE41KMGLW220	4 x VE41MPPB4829
1 x VE41PIE16200AB	4 x VE41KMGLW320	3 x VE41KMAMCMA2000	2 x VE41KMGLW230	1 x VE41CMVS01200A
1 x VE41BIA06200AB	1 x VE41KMCM1372DX0	6 x VE41KMAMCMA5000	8 x VE41MPGLW330	
2 x VE41KMCM1350DX0	1 x VE41KMCM1372SX0	3 x VE41KMAMCMA3000	8 x VE41MPMA250603	

Exemplo 3

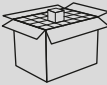








Armário 2 portas com 800 mm, espessura 23 mm, H do piso 17 mm, trilho standard, sem amortecedor e sem acabamento frontal, trilhos com comprimento 3100 mm.










1 x VE41PTB13100AB	1 x VE41KMCM1350SX0	1 x VE41KMCM1370SX0	4 x VE41KMANCMI2000	1 x VE41KMGLW230
1 x VE41PTE13100AB	2 x VE41KMGLW310	2 x VE41KMGLW311	2 x VE41KMANCMI3000	1 x VE41CMVS00800A
1 x VE41KMCM1350DX0	1 x VE41KMCM1370DX0		4 x VE41KMGLW220	

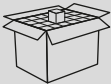



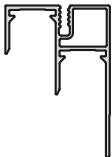

Armário 2 portas com 800 mm, espessura 23 mm, H do piso 17 mm, trilho standard, sem amortecedor e sem acabamento frontal, trilhos com comprimento 3100 mm.

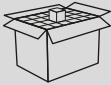


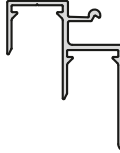
Glow Como pedir kit por armário




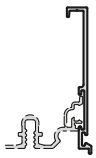
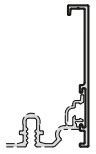
PERFIS

TRILHO SUPERIOR STANDARD	L	CÓDIGO	 pç.	 Kg	 mm	FIXAÇÃO	
	mm						
Predisposto para acabamento frontal	6200	VE41PIA16200AB	8	39,0	105 x 115 x 6300	Klik 	21152 
	3100	VE41PTA13100AB	8	19,6	105 x 115 x 3200	Klik 	
Sem predisposição para acabamento frontal	6200	VE41PIB16200AB	8	39,5	105 x 115 x 6300	Klik 	21151 
	3100	VE41PTB13100AB	8	19,8	105 x 115 x 3200	Klik 	

TRILHO SUPERIOR REFORÇADO	L	CÓDIGO	 pç.	 Kg	 mm	FIXAÇÃO	
	mm						
Predisposto para acabamento frontal	6200	VE41PIA26200AB	8	52,4	200 x 130 x 6300	Klik 	20944 
	3100	VE41PTA23100AB	8	26,2	200 x 130 x 3200	Klik 	
Sem predisposição para acabamento frontal	6200	VE41PIB26200AB	8	52,6	200 x 130 x 6300	Klik 	20573 
	3100	VE41PTB23100AB	8	26,3	200 x 130 x 3200	Klik 	



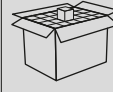


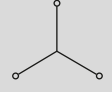
TRILHO INFERIOR	L	CÓDIGO	 pç.	 Kg	 mm	FIXAÇÃO	
	mm						
	6200	VE41PIE16200AB	8	37,0	75 x 190 x 6300		21162 
	3100	VE41PTE13100AB	8	18,5	75 x 190 x 3200		


TRILHO INFERIOR	L	CÓDIGO	 pç.	 Kg	 mm	FIXAÇÃO	
	mm						
	6200	VE41BIX06200AB	8	35,8	235 x 75 x 6300	Klik	39428 
	3100	VE41BTX03100AB	8	17,9	235 x 75 x 3200	Klik	

ACABAMENTO FRONTAL	L	CÓDIGO	 pç.	 Kg	 mm		
	mm						
Com canal para escova	6200	VE41BIA06200AB	8	15,7	125 x 75 x 6300		34032 
	3100	VE41BTA03100AB	8	7,80	125 x 75 x 3200		
Sem canal para escova	6200	VE41BIB06200AB	8	15,02	125 x 75 x 6300		35510 
	3100	VE41BTB03100AB	8	7,50	125 x 75 x 3200		



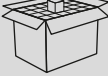



Glow + Como pedir kit por armário


2 PORTAS COM AMORTECEDOR (25 KG)

ARTIGO			CÓDIGO				
	mm	mm		pç.	Kg	m ³	mm
Carrinhos e amortecedores para armário com 2 portas	≤ 23	17	VE41KSKACMA2013	1	4,52	0,013	330 x 230 x 170
	≤ 23	33	VE41KSKACMA2513	1	4,54	0,013	330 x 230 x 170
	≤ 26	17	VE41KSKACMA2063	1	4,56	0,013	330 x 230 x 170
	≤ 26	33	VE41KSKACMA2563	1	4,57	0,013	330 x 230 x 170
	≤ 30	17	VE41KSKACMA2023	1	4,59	0,013	330 x 230 x 170
	≤ 30	33	VE41KSKACMA2523	1	4,61	0,013	330 x 230 x 170
	≤ 35	17	VE41KSKACMA2033	1	4,65	0,014	340 x 240 x 175
	≤ 35	33	VE41KSKACMA2533	1	4,67	0,014	340 x 240 x 175
	≤ 40	17	VE41KSKACMA2043	1	4,71	0,014	340 x 240 x 180
	≤ 40	33	VE41KSKACMA2543	1	4,73	0,014	340 x 240 x 180
	≤ 50	17	VE41KSKACMA2053	1	4,89	0,015	340 x 240 x 190
	≤ 50	33	VE41KSKACMA2553	1	4,91	0,015	340 x 240 x 190





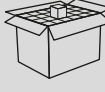



2 PORTAS COM AMORTECEDOR (45 KG)


ARTIGO			CÓDIGO				
	mm	mm		pç.	Kg	m ³	mm
Carrinhos e amortecedores para armário com 2 portas	≤ 23	17	VE41KSKACMA2010	1	4,52	0,013	330 x 230 x 170
	≤ 23	33	VE41KSKACMA2510	1	4,54	0,013	330 x 230 x 170
	≤ 26	17	VE41KSKACMA2060	1	4,56	0,013	330 x 230 x 170
	≤ 26	33	VE41KSKACMA2560	1	4,57	0,013	330 x 230 x 170
	≤ 30	17	VE41KSKACMA2020	1	4,59	0,013	330 x 230 x 170
	≤ 30	33	VE41KSKACMA2520	1	4,61	0,013	330 x 230 x 170
	≤ 35	17	VE41KSKACMA2030	1	4,65	0,014	340 x 240 x 175
	≤ 35	33	VE41KSKACMA2530	1	4,67	0,014	340 x 240 x 175
	≤ 40	17	VE41KSKACMA2040	1	4,71	0,014	340 x 240 x 180
	≤ 40	33	VE41KSKACMA2540	1	4,73	0,014	340 x 240 x 180
	≤ 50	17	VE41KSKACMA2050	1	4,89	0,015	340 x 240 x 190
	≤ 50	33	VE41KSKACMA2550	1	4,91	0,015	340 x 240 x 190









Glow Como pedir kit por armário


2 PORTAS COM AMORTECEDOR (70 KG)

ARTIGO			CÓDIGO				
	mm	mm		pç.	Kg	m ³	mm
Carrinhos e amortecedores para armários com 2 portas	≤ 23	17	VE41KSKACMA2015	1	4,52	0,013	330 x 230 x 170
	≤ 23	33	VE41KSKACMA2515	1	4,54	0,013	330 x 230 x 170
	≤ 26	17	VE41KSKACMA2065	1	4,56	0,013	330 x 230 x 170
	≤ 26	33	VE41KSKACMA2565	1	4,57	0,013	330 x 230 x 170
	≤ 30	17	VE41KSKACMA2025	1	4,59	0,013	330 x 230 x 170
	≤ 30	33	VE41KSKACMA2525	1	4,61	0,013	330 x 230 x 170
	≤ 35	17	VE41KSKACMA2035	1	4,65	0,014	340 x 240 x 175
	≤ 35	33	VE41KSKACMA2535	1	4,67	0,014	340 x 240 x 175
	≤ 40	17	VE41KSKACMA2045	1	4,71	0,014	340 x 240 x 180
	≤ 40	33	VE41KSKACMA2545	1	4,73	0,014	340 x 240 x 180
	≤ 50	17	VE41KSKACMA2055	1	4,89	0,015	340 x 240 x 190
	≤ 50	33	VE41KSKACMA2555	1	4,91	0,015	340 x 240 x 190



3 PORTAS COM AMORTECEDOR (25 KG)


ARTIGO			CÓDIGO				
	mm	mm		pç.	Kg	m ³	mm
Carrinhos e amortecedores para armário com 3 portas	≤ 23	17	VE41KSKACMA3013	1	6,02	0,013	330 x 230 x 170
	≤ 23	33	VE41KSKACMA3513	1	6,06	0,013	330 x 230 x 170
	≤ 26	17	VE41KSKACMA3063	1	6,05	0,013	330 x 230 x 170
	≤ 26	33	VE41KSKACMA3563	1	6,08	0,013	330 x 230 x 170
	≤ 30	17	VE41KSKACMA3023	1	6,09	0,013	330 x 230 x 170
	≤ 30	33	VE41KSKACMA3523	1	6,13	0,013	330 x 230 x 170
	≤ 35	17	VE41KSKACMA3033	1	6,15	0,014	340 x 240 x 175
	≤ 35	33	VE41KSKACMA3533	1	6,19	0,014	340 x 240 x 175
	≤ 40	17	VE41KSKACMA3043	1	6,21	0,014	340 x 240 x 180
	≤ 40	33	VE41KSKACMA3543	1	6,25	0,014	340 x 240 x 180
	≤ 50	17	VE41KSKACMA3053	1	6,39	0,015	340 x 240 x 190
	≤ 50	33	VE41KSKACMA3553	1	6,43	0,015	340 x 240 x 190





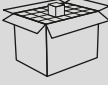



Glow Como pedir kit por armário


3 PORTAS COM AMORTECEDOR (45 KG)

ARTIGO			CÓDIGO				
	mm	mm		pç.	Kg	m ²	mm
Carrinhos e amortecedores para armário com 3 portas	≤ 23	17	VE41KSKACMA3010	1	6,02	0,013	330 x 230 x 170
	≤ 23	33	VE41KSKACMA3510	1	6,06	0,013	330 x 230 x 170
	≤ 26	17	VE41KSKACMA3060	1	6,05	0,013	330 x 230 x 170
	≤ 26	33	VE41KSKACMA3560	1	6,08	0,013	330 x 230 x 170
	≤ 30	17	VE41KSKACMA3020	1	6,09	0,013	330 x 230 x 170
	≤ 30	33	VE41KSKACMA3520	1	6,13	0,013	330 x 230 x 170
	≤ 35	17	VE41KSKACMA3030	1	6,15	0,014	340 x 240 x 175
	≤ 35	33	VE41KSKACMA3530	1	6,19	0,014	340 x 240 x 175
	≤ 40	17	VE41KSKACMA3040	1	6,21	0,014	340 x 240 x 180
	≤ 40	33	VE41KSKACMA3540	1	6,25	0,014	340 x 240 x 180
	≤ 50	17	VE41KSKACMA3050	1	6,39	0,015	340 x 240 x 190
	≤ 50	33	VE41KSKACMA3550	1	6,43	0,015	340 x 240 x 190



3 PORTAS COM AMORTECEDOR (70 KG)

ARTIGO			CÓDIGO				
	mm	mm		pç.	Kg	m³	mm
Carrinhos e amortecedores para armário com 3 portas	≤ 23	17	VE41KSKACMA3015	1	6,02	0,013	330 x 230 x 170
	≤ 23	33	VE41KSKACMA3515	1	6,06	0,013	330 x 230 x 170
	≤ 26	17	VE41KSKACMA3065	1	6,05	0,013	330 x 230 x 170
	≤ 26	33	VE41KSKACMA3565	1	6,08	0,013	330 x 230 x 170
	≤ 30	17	VE41KSKACMA3025	1	6,09	0,013	330 x 230 x 170
	≤ 30	33	VE41KSKACMA3525	1	6,13	0,013	330 x 230 x 170
	≤ 35	17	VE41KSKACMA3035	1	6,15	0,014	340 x 240 x 175
	≤ 35	33	VE41KSKACMA3535	1	6,19	0,014	340 x 240 x 175
	≤ 40	17	VE41KSKACMA3045	1	6,21	0,014	340 x 240 x 180
	≤ 40	33	VE41KSKACMA3545	1	6,25	0,014	340 x 240 x 180
	≤ 50	17	VE41KSKACMA3055	1	6,39	0,015	340 x 240 x 190
	≤ 50	33	VE41KSKACMA3555	1	6,43	0,015	340 x 240 x 190



Glow Como pedir kit por armário

2 PORTAS SEM AMORTECEDOR

ARTIGO			CÓDIGO				
	mm	mm		pç.	Kg	m ³	mm
Carrinhos e ativadores para armário com 2 portas	≤ 23	17	VE41KSNACMI2010	1	3,86	0,009	330 x 230 x 120
	≤ 23	33	VE41KSNACMI2510	1	3,88	0,009	330 x 230 x 120
	≤ 26	17	VE41KSNACMI2060	1	3,89	0,009	330 x 230 x 120
	≤ 26	33	VE41KSNACMI2560	1	3,92	0,009	330 x 230 x 120
	≤ 30	17	VE41KSNACMI2020	1	3,93	0,009	330 x 230 x 120
	≤ 30	33	VE41KSNACMI2520	1	3,95	0,009	330 x 230 x 120
	≤ 35	17	VE41KSNACMI2030	1	3,99	0,010	340 x 240 x 125
	≤ 35	33	VE41KSNACMI2530	1	4,01	0,010	340 x 240 x 125
	≤ 40	17	VE41KSNACMI2040	1	4,05	0,011	340 x 240 x 130
	≤ 40	33	VE41KSNACMI2540	1	4,07	0,011	340 x 240 x 130
	≤ 50	17	VE41KSNACMI2050	1	4,23	0,011	340 x 240 x 140
	≤ 50	33	VE41KSNACMI2550	1	4,25	0,011	340 x 240 x 140

3 PORTAS SEM AMORTECEDOR

ARTIGO			CÓDIGO				
	mm	mm		pç.	Kg	m ³	mm
Carrinhos e ativadores para armário com 3 portas	≤ 23	17	VE41KSNACMI3010	1	4,04	0,009	330 x 230 x 120
	≤ 23	33	VE41KSNACMI3510	1	4,24	0,009	330 x 230 x 120
	≤ 26	17	VE41KSNACMI3060	1	4,06	0,009	330 x 230 x 120
	≤ 26	33	VE41KSNACMI3560	1	4,28	0,009	330 x 230 x 120
	≤ 30	17	VE41KSNACMI3020	1	4,11	0,009	330 x 230 x 120
	≤ 30	33	VE41KSNACMI3520	1	4,31	0,009	330 x 230 x 120
	≤ 35	17	VE41KSNACMI3030	1	4,17	0,010	340 x 240 x 125
	≤ 35	33	VE41KSNACMI3530	1	4,37	0,010	340 x 240 x 125
	≤ 40	17	VE41KSNACMI3040	1	4,23	0,011	340 x 240 x 130
	≤ 40	33	VE41KSNACMI3540	1	4,43	0,011	340 x 240 x 130
	≤ 50	17	VE41KSNACMI3050	1	4,41	0,011	340 x 240 x 140
	≤ 50	33	VE41KSNACMI3550	1	4,61	0,011	340 x 240 x 140



x 1



x 1



x 2



x 1 / 2



x 1 / 2



x 2 / 4



x 1



x 1



x 4 / 6



x 2 / 3



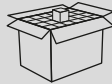



x 2 / 3

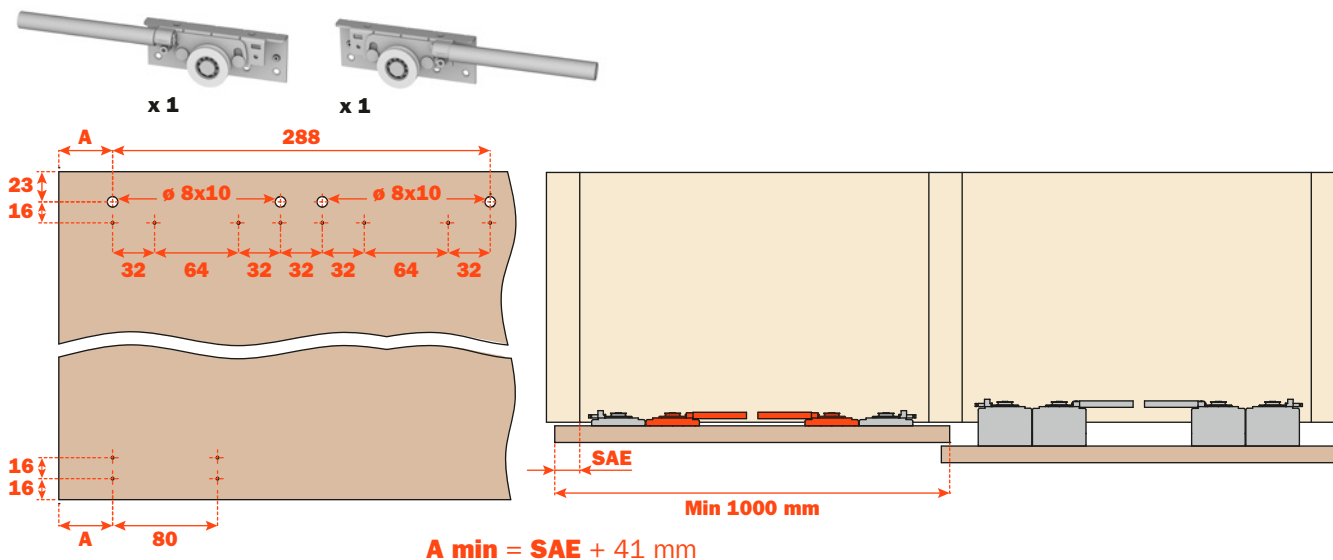







x 4

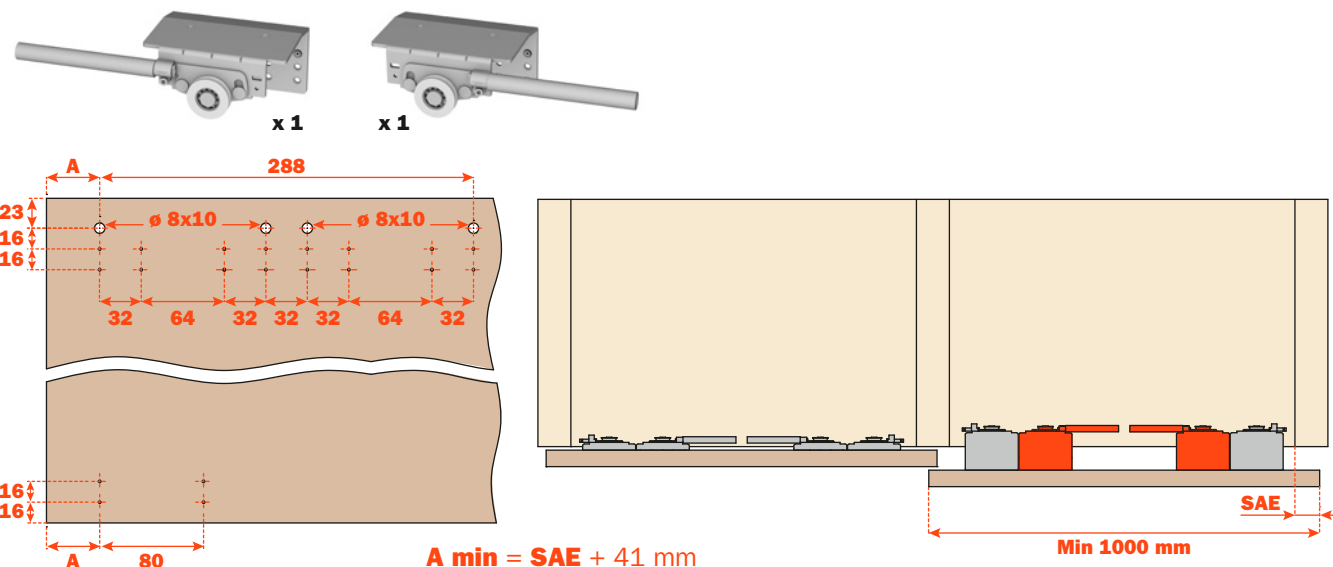
KIT CARRINHOS 100 KG

Par de carrinhos, que unidos aos carrinhos standard, aumenta a capacidade de carga para porta até no máximo 100 kg.

ARTIGO	CÓDIGO	 pç.	 Kg	 m³	 mm
Carrinhos para porta interna	VE41KSKPCMI1A99	1	1,2	0,011	340 x 240 x 136

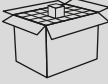





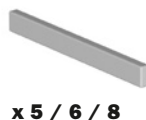
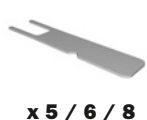
ARTIGO	 mm	CÓDIGO	 pç.	 Kg	 m³	 mm
Carrinhos para porta externa	23	VE41KSKPCMI1A19	1	2,2	0,011	340 x 240 x 136
	26	VE41KSKPCMI1A69	1	2,3	0,011	340 x 240 x 136
	30	VE41KSKPCMI1A29	1	2,3	0,011	340 x 240 x 136
	35	VE41KSKPCMI1A39	1	2,4	0,011	340 x 240 x 136
	40	VE41KSKPCMI1A49	1	2,5	0,011	340 x 240 x 136
	50	VE41KSKPCMI1A59	1	2,6	0,011	340 x 240 x 136







Glow + Como pedir kit por armário


KIT DE ACESSÓRIOS PARA ACABAMENTO FRONTAL

ARTIGO	L	CÓDIGO	 pç.	 Kg	 m³	 mm
	mm					
Kit imãs, contra placas e escova	≤ 2000	VE41KSM0S05	1	0,10	-	120 x 80 x 4
	≤ 3000	VE41KSM0S06	1	0,12	-	120 x 80 x 4
	≤ 4000	VE41KSM0S07	1	0,14	-	120 x 80 x 4

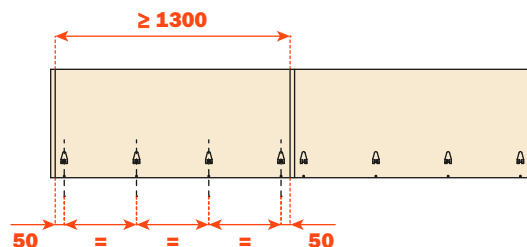
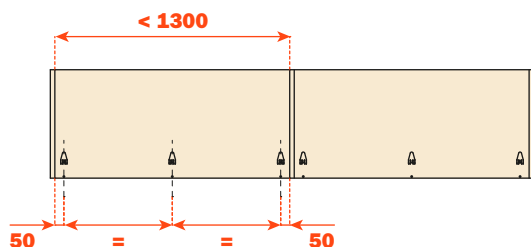


KIT CLIP

ARTIGO	CÓDIGO	 pç.	 Kg	 m³	 mm
Kit 9 clips com aplicador	VE41KSCCLIP9	1	0,37	-	-




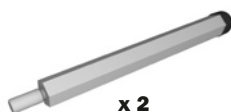
Klik



KIT PINO ANTICOLISÃO

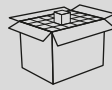




Para os armários com 3 portas, é possível pedir os pinos anticolisão para aplicar nas portas internas (1 kit com 2 peças).

ARTIGO	CÓDIGO	 pç.	 Kg	 m ³	 mm
Pinos anticolisão	VE41KMGLW510C	1	0,05	-	-



x 2

CAPA ANTI-PÓ COM VELCRO AUTOADESIVO

ARTIGO	L	CÓDIGO	 pç.	 Kg	 m ³	 mm
	mm					
Capa cobre carrinho porta externa 	600	VE41CSVS00600A	1	0,31	0,003	900 x 110 x 30
	700	VE41CSVS00700A	1	0,33	0,003	900 x 110 x 30
	800	VE41CSVS00800A	1	0,35	0,003	900 x 110 x 30
	900	VE41CSVS00900A	1	0,38	0,003	900 x 110 x 30
	1000	VE41CSVS01000A	1	0,45	0,004	1200 x 110 x 30
	1100	VE41CSVS01100A	1	0,48	0,004	1200 x 110 x 30
	1200	VE41CSVS01200A	1	0,50	0,004	1200 x 110 x 30
	1300	VE41CSVS01300A	1	0,52	0,005	1500 x 110 x 30
	1400	VE41CSVS01400A	1	0,55	0,005	1500 x 110 x 30
	1500	VE41CSVS01500A	1	0,63	0,006	1500 x 110 x 30
	1600	VE41CSVS01600A	1	0,66	0,006	2000 x 110 x 30
	1700	VE41CSVS01700A	1	0,68	0,006	2000 x 110 x 30
	1800	VE41CSVS01800A	1	0,70	0,006	2000 x 110 x 30
	1900	VE41CSVS01900A	1	0,72	0,006	2000 x 110 x 30
2000	VE41CSVS02000A	1	0,85	0,006	2000 x 110 x 30	

Glow + Como pedir kit por armário**EXEMPLOS COMPOSIÇÕES CÓDIGOS****Exemplo 1**

Armário 2 portas (70 kg) com 900 mm, espessura 30 mm, H do piso 17 mm, trilho standard, amortecedor, acabamento frontal com escova, trilhos de comprimento 3100 mm.

1 x VE41PTA13100AB	1 x VE41KSM0S05
1 x VE41PTE13100AB	1 x VE41CSV00900A
1 x VE41BTA03100AB	1 x VE41KSKACMA2025

Exemplo 2

Armário 3 portas (45 kg) com 1200 mm, espessura 35 mm, H do piso 33 mm, trilho reforçado, amortecedor, acabamento frontal com escova, trilhos de comprimento 6200 mm.

1 x VE41PIA26200AB	1 x VE41KSM0S07
1 x VE41PIE16200AB	1 x VE41CSV01200A
1 x VE41BIA06200AB	1 x VE41KSKACMA3530

Exemplo 3

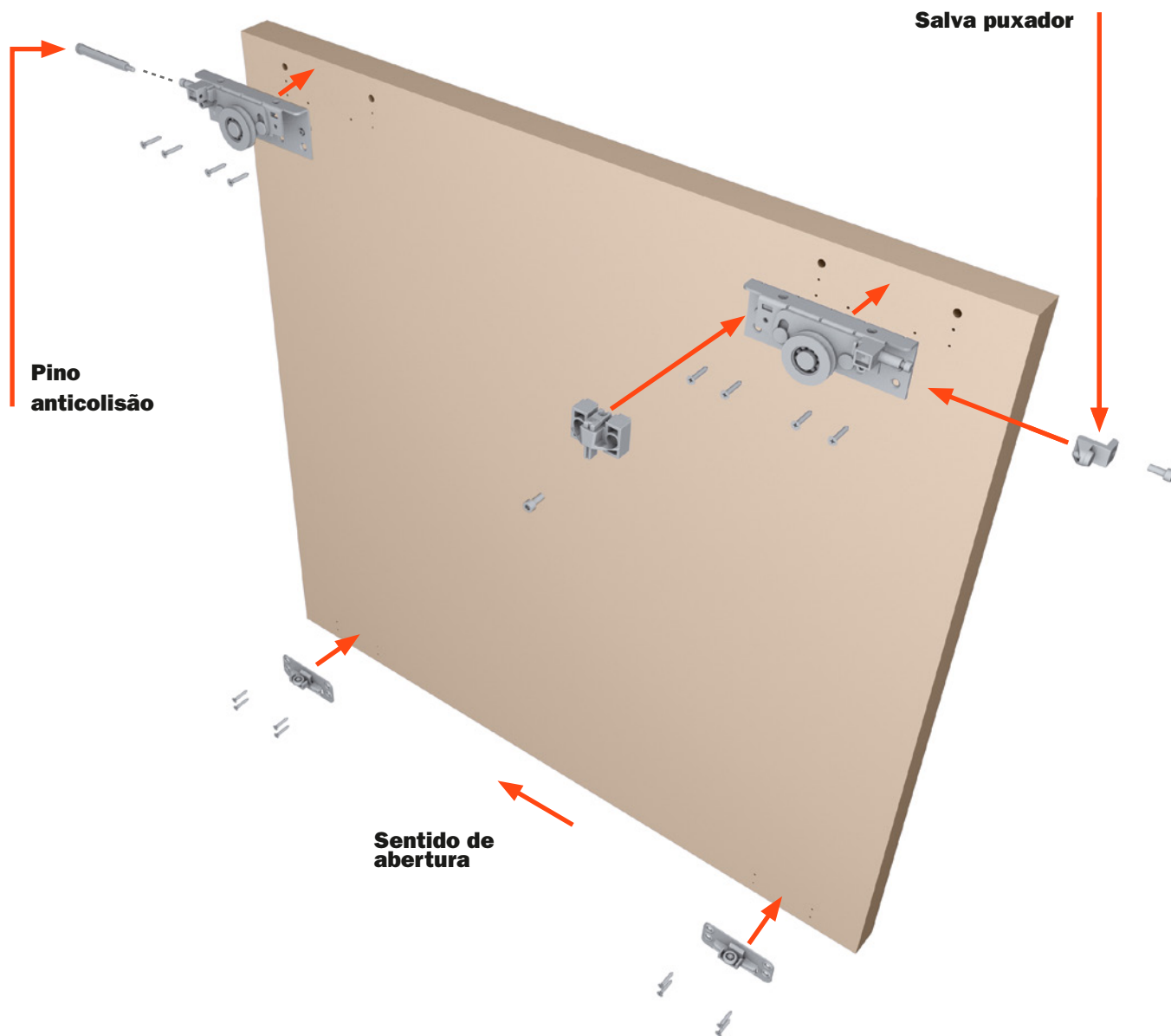
Armário 3 portas com 1200 mm, espessura 50 mm, H do piso 33 mm, trilho standard, sem amortecedor e acabamento frontal sem escova, trilhos de comprimento 6200 mm.

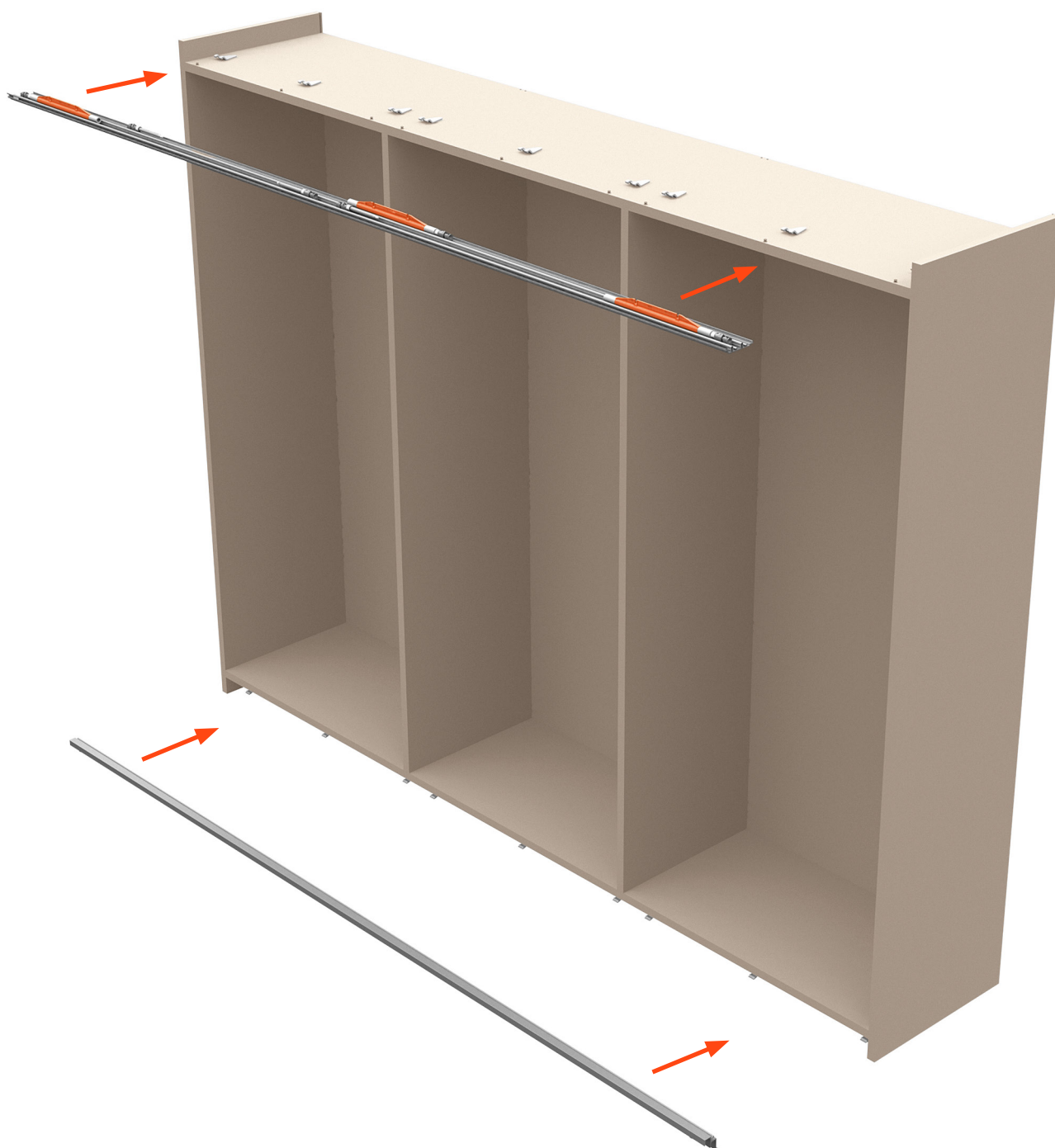
1 x VE41PIA16200AB	1 x VE41KSM0S07
1 x VE41BIA06200AB	1 x VE41CSV01200A
1 x VE41BIB06200AB	1 x VE41KSNACMI3550

Nos exemplos são indicados as quantidades necessárias para um armário; para quantidades mínimas de aquisição retorne às tabelas anteriores.

Montagem dos carrinhos

PORTA INTERNA



Montagem do mecanismo**PATENTES**

Patente depositado junto ao Ministério de Atividade Produtiva Escritório Italiano Patentes e Marcas (U.I.B.M.)

ARTURO SALICE S.p.A.

VIA PROVINCIALE NOVEDRATESE, 10
22060 NOVEDRATE (COMO) ITALIA
TEL. 031 790424 - FAX 031 791508
info.salice@salice.com - www.salice.com

DEUTSCHE SALICE GMBH

RUDOLF DIESEL STR. 10
POSTFACH 1154
74382 NECKARWESTHEIM
TEL. 07233 9807-0
FAX. 07233 9807-16
info.salice@deutschesalice.de
www.salice.com

DEUTSCHE SALICE GMBH

VERKAUFSBÜRO NORD
RINGSTRASSE 36/A30 CENTER
32584 LÖHNE
TEL. 05731 15608-0
FAX. 05731 15608-10
vknord@deutschesalice.de
www.salice.com

SALICE UK LTD.

KINGFISHER WAY
HINCHINGBROOKE BUSINESS PARK
HUNTINGDON CAMBS PE 29 6FN
TEL. 01480 413831
FAX. 01480 451489
info.salice@saliceuk.co.uk
www.salice.com

BORTOLUZZI SISTEMI S.p.A.

VIA CADUTI 14 SETTEMBRE 1944, 45
32100 BELLUNO ITALIA
TEL. 0437 930866 - FAX 0437 931442
info@bortoluzzi.com - www.bortoluzzi.com

SALICE FRANCE S.A.R.L.

ROUTE DE GOA ZAC LES 3 MOULINS
06600 ANTIBES
TEL. 0493 330069
FAX. 0493 330141
info.salice@salicefrance.com
www.salice.com

SALICE ESPAÑA, S.L.U.

CALLE COPÉRNICO, 11
POLÍGONO INDUSTRIAL COLL DE LA MANYA
08403 GRANOLLERS (BARCELONA)
TEL. 938 45 88 61
FAX 938 49 11 97
info.salice@saliceespana.es
www.salice.com

SALICE PORTUGAL UNIP. LDA

VIA ROTA DOS MÓVEIS I n.399
4585-325 GANDRA-PAREDES (DISTRITO PORTO)
TEL. 00351 224 154 221
info@saliceportugal.pt
www.salice.com

SALICE CHINA (SHANGHAI) CO. LTD.

1st FLOOR, B1 BLDG 928 MINGZHU ROAD
XUJING, QINGPU DISTRICT
SHANGHAI 201702 - CHINA
TEL. 021 3988 9880
FAX. 021 3988 9882
info.salice@salicechina.com
www.salicechina.com

SALICE INDIA PVT. LTD.

1001 & 1002, 10TH FLOOR,
CENTRUM, PLOT NO. C-3,
OPP. WAGLE PRABHAG SAMITI OFFICE,
MIDC AREA, WAGLE INDUSTRIAL ESTATE,
THANE - 400604, MAHARASHTRA
TEL. 022 20812050
info@saliceindia.com
www.salice.com

SALICE CANADA INC.

3500 RIDGEWAY DRIVE,
UNIT#1
MISSISSAUGA, ONTARIO, L5L 0B4
TEL. 905 8208787
FAX. 905 8207226
info.salice@salicecanada.com
www.salicecanada.com

SALICE AMERICA INC.

2123 CROWN CENTRE DRIVE
CHARLOTTE NC. 28227
TEL. 704 8417810
FAX. 704 8417808
info.salice@saliceamerica.com
www.saliceamerica.com



Conteúdo digital

Reservamo-nos o direito de modificar as especificações técnicas.



DOCASS004POR Ed. 04 - 12/2021